


# Deleting a Class

5 Steps [View most recent version](#) 

---

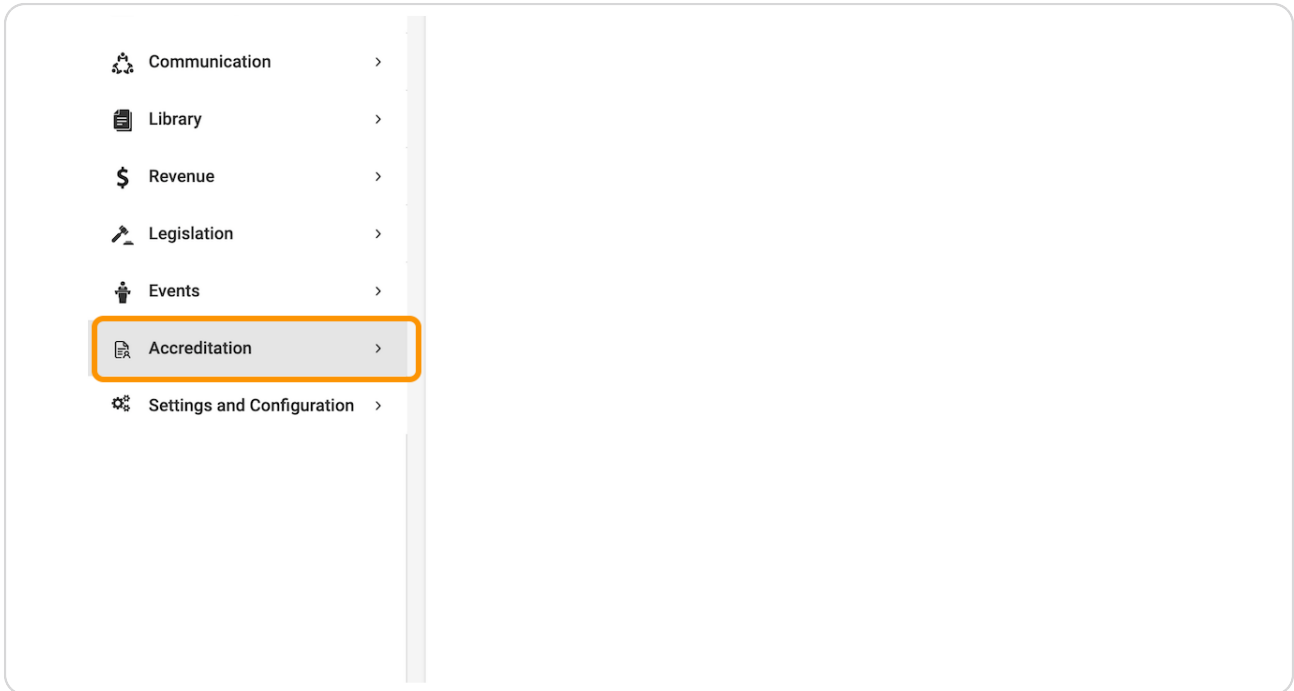
Created by  
Engagifii Inc.

Creation Date  
October 23, 2023

Last Updated  
October 23, 2023

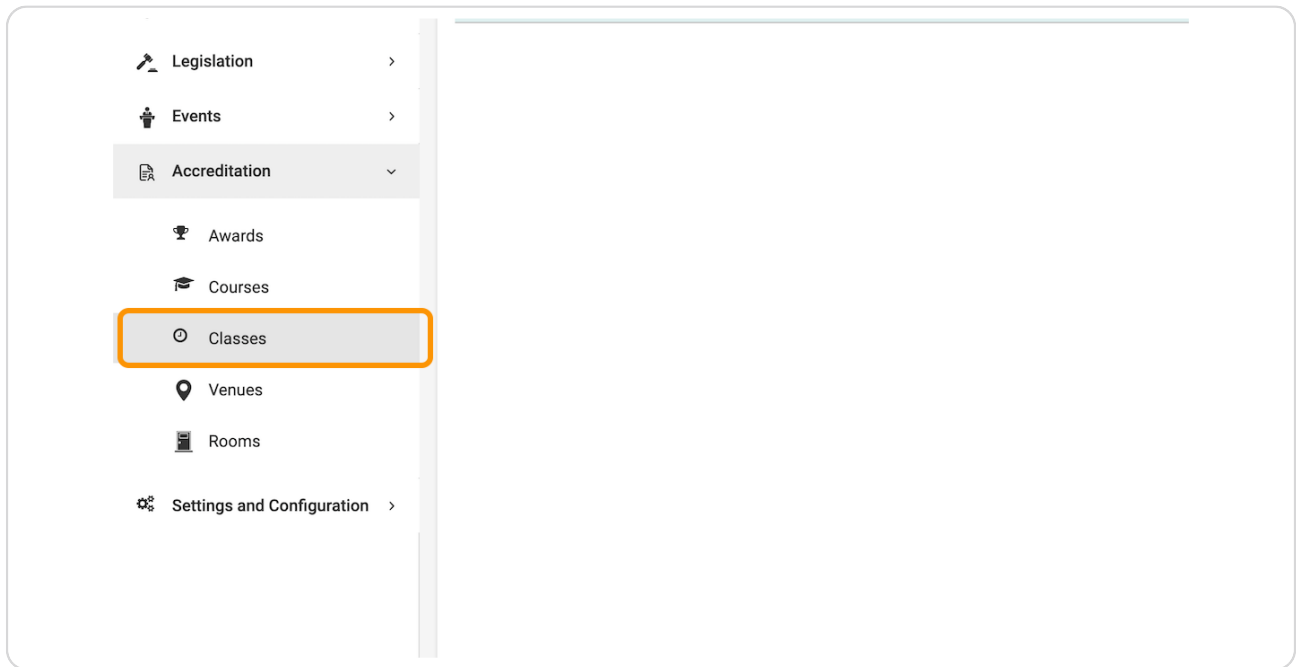
## STEP 1

### Click on Accreditation



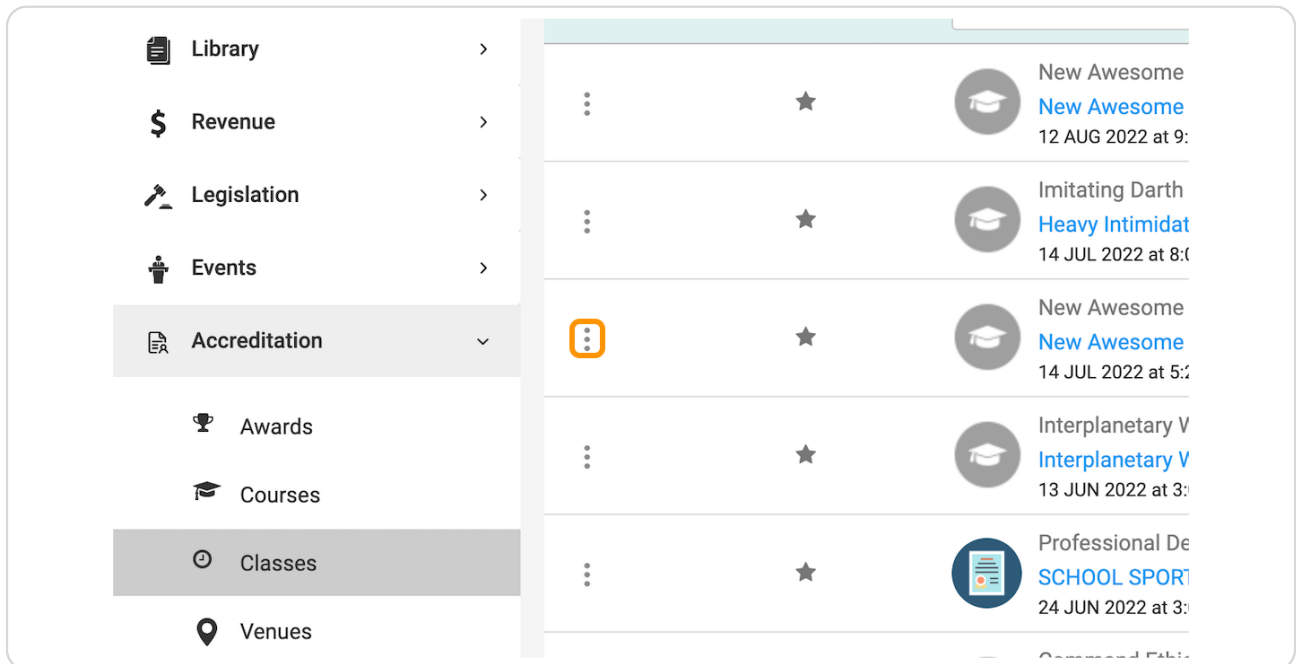
## STEP 2

### Click on Classes



## STEP 3

### Click on 3 button options



## STEP 4

### Click on Delete

The screenshot shows a sidebar on the left with navigation items: Revenue, Legislation, Events, Accreditation, Awards, Courses, Classes, Venues, Rooms, and Settings and Configuration. The main area displays a list of courses. A context menu is open over the 'New Awesome Course' entry, with the 'Delete' option highlighted in an orange box. The course list includes:

- New Awesome Course: New Awesome Class II (12 AUG 2022 at 9:18 AM - 10:18 AM)
- Imitating Darth Vader: Heavy Intimidating Breathing (14 JUL 2022 at 8:00 AM - 9:30 AM)
- New Awesome Course: New Awesome Class (14 JUL 2022 at 5:25 PM - 6:25 PM)
- Interplanetary War Crimes: Interplanetary War Crimes (13 JUN 2022 at 3:00 PM - 4:00 PM)
- Professional Development: SCHOOL SPORTS LAW (24 JUN 2022 at 3:00 AM - 3:00 PM)
- Command Ethics: Command Ethics (27 MAY 2022 at 8:00 AM - 4:00 PM)
- Interplanetary War Crimes

## STEP 5

### Click on Yes, Delete

The screenshot shows a confirmation dialog box with the following text:

confirmation email.  
2. The Instructor, "Andy Administrator".

Below the text are two buttons: "No, Don't Delete" and "Yes, Delete". The "Yes, Delete" button is highlighted with an orange box.

The background shows a table with the following content:

Professional	
Ethics	

